




Product Catalog

 **MCE**

Conveyor Designed by Nercon



Build Your Best Conveyor Business with MCE






Partner for Your Success

Modular Conveyor Express (MCE) is the dedicated distributor network of Nercon. Selling exclusively through MCE Distributor Partners, MCE complete conveyor systems are designed by Nercon engineers and backed by Nercon quality standards. This network is fully supported by an MCE team of conveyor experts able to understand and respond to the specific operational needs of our distributors on an individual basis.

Conveyor Designed by Nercon

Built to maximize productivity, MCE complete conveyor systems provide a significant competitive advantage to MCE distributors. Developed and designed by highly skilled Nercon engineers over countless hours of analysis and testing, MCE conveyors skip the costly start-up of a custom process and begin with a core of proven equipment making your projects more cost-effective and MCE's turnaround time an advantage — 4 weeks!

Contact us at (844) 293-2816 to learn more about becoming a distributor of MCE.
www.modularconveyor.com





Tabletop Conveyor


Available in 3.25", 4.5", 7.5" and 12"

MCE modular tabletop conveyor provides many solutions for transporting products through the various elevation and directional changes of a production line. Designed as a prefabricated modular stock program, these complete conveyor systems are fully adaptable to many applications making MCE ideal for existing manufacturing configurations or completely new projects.

MatTop Conveyor

Available in 6", 12", 18" and 24"

Our mattop conveyor system offers a standard conveyor design, which represents our most economical solution. With a wide-range of side-flexing plastic chains to fit most applications, MCE's modular mat-style conveyors provide long life and high impact resistance. Moving products through inclines, declines and production line curves, the sprocket driven thermoplastic belts ensure positive tracking while providing quiet, smooth, trouble-free performance.



ARB™ Conveyor

Activated Roller Belt™ (ARB™) is a technology patented by Intralox. This ARB™ technology allows packages to maintain a uniform position without the use of rails for alignment, which not only reduces equipment costs, but also minimizes labor costs in clearing jams or correcting stoppages. On an ARB™ conveyor, products rest on free-spinning angled rollers rather than on the belt surface. These rollers extend above and below the belt surface and are positioned at an angle in relation to the direction of belt travel.

For further information about any of MCE's complete conveyor systems please go to www.modularconveyor.com or call 844-293-2816 and ask for one of our conveyor experts.



Flat Belt Conveyor

Available in 4", 8", 12", 18" and 24"

Belt conveyors are designed to bring increased efficiency to assembly lines, sorting, inspection, transportation, and process systems. MCE's belt conveyors utilize a flat belt running on a flat fabricated steel deck or over rollers. Belt conveyors provide a smooth, positive solution for situations where you need a change in elevation, e.g. inter-floor situations or to receive or deliver products to an upper level. Belt conveyors are a means of handling a wide variety of products from boxes, pharmaceutical, food products and packaged goods.

Low Profile Belt Conveyor

Available in 6", 12", 18" and 24"

This modular low profile belt conveyor provides long life to belt systems, moving products through production lines to ensure positive tracking while providing a quiet, smooth, and trouble-free performance. By adding a "V" groove to the belt bed, it will keep the belt centered which will improve tracking consistency, increase production output and uptime, reduce maintenance costs, and extend the belt life. The v-guided flat belt is ideal for inconsistent load distribution, side loading, diverting, and long center distance belts to provide consistent and smooth transfers.




Low Profile MatTop Conveyor

Available in 6", 12", 18" and 24"

The low-profile mattop conveyors provide a cost-effective, space-efficient, and versatile material transportation solution for optimized production lines. Their slim design suits applications with limited floor space and enables seamless integration into existing machinery, while the shallow frame ensures smooth material transfers, reducing the risk of obstructions. Their features include a small footprint, lightweight, efficient material handling, flexibility in integration, easy maintenance, and simplified access to confined areas.



18" Spirex™



18" and 6" Spirex™

The Spirex™ conveyor from MCE provides a compact spiral solution to gently elevate or lower a variety of products in a production line. With attractive pricing, a robust design, and the capability of handling cartons, pouches, bottles and bundles, the Spirex™ spiral conveyor is an ideal choice for new projects or line modifications that require elevation changes. The bi-directional Spirex™ ensures smooth operation and can be configured in a variety of spiral in-feed and discharge height combinations, along with high and low speed applications. For wash-down environments requiring stainless steel construction, the Spirex™ is the smart choice in food and beverage production facilities.



6" Spirex™

For further information about any of MCE's complete conveyor systems please go to www.modularconveyor.com or call 844-293-2816 and ask for one of our conveyor experts.

Gripper Elevator

Gripper elevator conveyors efficiently handle vertical transportation and controlled product movement while conserving floor space. MCE's gripper elevator conveyor combines elevator and gripper functions, ensuring secure and gentle product handling.

These conveyors offer modifications for factors like height, load capacity, speed, and layout, making them adaptable to various manufacturing applications. Their ability to facilitate faster, more reliable product transportation enhances overall productivity. Precise control over product movement and positioning ensures superior process control and quality assurance, resulting in consistent production outcomes.



200 Model




**600 Model
Showing Pass Through Configuration**

Draper Z Incline

MCE's Draper Z Incline conveyor is designed to reduce changeover time, effectively elevating and lowering products with varying shapes consecutively without the need for time-consuming adjustments. It consists of two parts: a lower incline conveyor and an upper "draper" conveyor, with the self-contouring upper belt accommodating diverse product shapes and sizes while maintaining orientation during incline or decline.



Available at fixed angles of 30, 45, and 60 degrees, the Draper Z Incline maximizes vertical space utilization, offers safe access to hard-to-reach areas, and reduces the number of steps required on the production floor. This conveyor streamlines production processes and optimizes space utilization, benefiting distributors and enhancing production efficiency.



For further information about any of MCE's complete conveyor systems please go to www.modularconveyor.com or call 844-293-2816 and ask for one of our conveyor experts.



Re-Flow Accumulation Table


The unique single filing concept of the re-flow accumulation table ensures smooth jam-free combining of product. The recirculation design relieves back pressure in the combining area and aids in overall accumulation pressure relief.

The re-flow accumulation table utilizes a small footprint considering the large storage capabilities that it offers.

The offset pressure relief designed into the single filing area will allow a single row of products to continue through the discharge. If more than a single row of products is present in the single filing area, they are crowded onto the return flow side of the table and recirculated to be accumulated or single filed for discharge.

Bi-Di Accumulation Table

Bi-directional accumulation tables provide temporary storage space for products when normal production flow is interrupted due to momentary product blockage, malfunction, or conveyor system adjustment. This temporary storage space allows accumulation relief during a downstream pause maintaining maximum production efficiency and preventing unwanted bottlenecks and downtime.



Rotary Accumulation Table

Rotary turntables, also referred to as accumulation tables or unscrambling tables, are designed to support a variety of conveyor system requirements. They are often used with round containers such as bottles to accumulate bulk, or unscramble bulk so that they can be discharged in a single file line.

They are also ideal for hand packing stations or feeding / loading tables. Quality stainless steel components are easy to clean and result in a low maintenance, durable piece of equipment. Simply install a rotary table between your infeed and discharge conveyor to cost effectively manage your product throughput.







Hand Pack Station

MCE's semi-automatic conveyor hand pack station is a valuable addition to today's fast-paced manufacturing landscape. It incorporates a foot-controlled device that efficiently manages the flow of packed products, ensuring that every worker is consistently engaged in productive tasks. This ergonomic and operator-centric design not only promotes comfort but also optimizes the workflow, enhancing overall operational efficiency. With decades of experience in conveyor design, our technical experts can help customize the ideal packing station to meet the specific requirements of product types and batch sizes, further contributing to a more streamlined and error-free manufacturing process.

Zero Tangent Radius

The Zero Tangent Radius, a highly versatile conveyor component, presents a myriad of benefits for manufacturing applications. One of its key advantages is the ability to maximize floor space utilization by maintaining a constant inner radius, effectively eliminating the need for additional straight belt sections before and after curves. This space-saving feature is particularly valuable in space-constrained manufacturing environments where optimizing floor space is essential.




Rapid-Rail® Adjustable Guide Rails

Rapid-Rail® offers a single point, easy-to-use hand adjustment of guide rails to accommodate multiple package sizes on the same piece of equipment. Now several points along the conveyor, over a long distance, can be controlled from one location on the line. Systems are fully adaptable to many applications making MCE ideal for existing manufacturing configurations or completely new projects.

Exclusively for new or existing MCE Conveyor ~ ONLY

For further information about any of MCE's complete conveyor systems please go to www.modularconveyor.com or call 844-293-2816 and ask for one of our conveyor experts.



Single Filer Conveyor



MCE's single filer is a low-pressure conveyor designed to gently move products from mass-flow or accumulation and return to a single file for continuous production throughput. Commonly paired with MCE's re-flow accumulation table, the single filing conveyor arranges product accumulation zones into a single line as production rates increase during discharge offering optimum running performance. Easily integrated with existing production lines, MCE's single filing conveyor moves round containers such as canisters, jars, bottles, and cans providing a consistent production flow of products to downstream equipment.

Retractable Conveyor Gate

The conveyor retractable gate provides personnel, fork trucks and other moving equipment unrestricted movement through the production floor.

The conveyor retractable gate is designed to horizontally retract into itself and is operated by a manual hand crank, with standard openings ranging from 30" up to 60".

The use of a retractable gate conveyor can reduce the overall production line footprint by eliminating the need to design around traffic patterns and promotes a safer environment with employees no longer walking under conveyors when navigating the production floor.



Micro-Transfer Conveyor

This transfer device replaces a fixed deadplate by providing a smooth product transition between conveyors, and other equipment, for a wide range of product handling applications.

They are especially effective with unstable or irregularly shaped products that can hang up when transferring between conveyor sections and other packaging machinery.

Corporate Office
600 S. Commercial St. | Neenah, WI 54956
Toll-Free: 844-293-2816 | FAX: 920-233-3159
www.modularconveyor.com

Production Facility
1023 Superior Ave. | Oconto, WI 54153
Toll-Free: 844-293-2816 | FAX: 920-834-4725
www.modularconveyor.com

The information in this document is subject to change without notice and should not be construed as a commitment by MCE. MCE assumes no responsibility for any errors that may appear in this document. In no event shall MCE be liable for incidental or consequential damages arising from use of this document.

For the most current information, regarding our conveyor systems and equipment options, please contact one of our sales team members, or visit our resources page on our website, www.modularconveyor.com.



Conveyor Designed by Nercon

